


Failsafe HD

Plough



TSGlobal
Conveyor & Polyurethane Specialists

Installation, Operation and Maintenance Manual

Revision History

Rev	Date	Description	Document Owner
01	12/02/2021	Failsafe Heavy-Duty Plough	Ray Macarthur
02	16/02/2022	Failsafe Heavy-Duty Plough	Alexandra McBeath
03	30/03/2022	Updated with Replacement Parts	Alexandra McBeath

Contents

Section 1 – Important Information	4
General Information	4
User Benefits.....	4
Service Option.....	4
Warranty	4
Section 2 – Safety Considerations, Precautions and Correct Storage	6
Operating Conveyors	6
Isolated Conveyors.....	6
Correct Storage	6
Section 3 – Installation Instructions.....	7
Checklist	7
Before you begin:.....	7
Section 4 – Pre-Operation Checklist and Testing.....	8
Pre-Operation Checklist	8
Test Run the Conveyor.....	8
Section 5 – Maintenance	9
Routine Visual Inspection (Recommended every 4 weeks).....	9
Routine Physical Inspection (Recommended every 3 months)	9
Section 6 – Troubleshooting	10

Section 1 – Important Information

General Information

TS Global is pleased that you have selected one of our products for your conveyor system.

This manual will assist in the understanding and operation of the product and allow it to perform at its maximum efficiency.

For safe and efficient operation, it is essential that the information and guidelines presented be properly understood and implemented. This manual will provide safety precautions, storage advice, installation instructions, maintenance procedures, recommended spares and troubleshooting tips.

If, however, you have any questions or problems that are not covered in this manual, please contact the nearest authorised distributor, or visit our website. www.tsglobal.net.au

All persons directly responsible for the installation, operation and maintenance of this product should read this manual thoroughly. Whilst we have attempted to make the installation and service tasks as simple as possible, optimum performance from the product will require correct installation, regular inspections, adjustments, and maintenance to maintain maximum efficiency.

User Benefits

Ensuring the correct installation and regular maintenance tasks are performed, our product will provide the following benefits to your operation:

- Increase conveyor availability and reliability.
- Reduced man-hour labour requirements.
- Lower maintenance costs.
- Increased service life for the cleaner and other conveyor components.
- Reduction in Safety Hazards around conveyor.
- Reduction in Environmental Impact.

Service Option

This product is designed to be easily installed and serviced by your on-site personnel, however, if you would prefer a complete turn-key service, please contact TS Global for a list of your nearest distributors.

Warranty

The warranty provided by TS Global Pty Limited (“TS Global”) is set out in the TS Global Terms and Conditions of Sale at clauses 6.1 to 6.5 inclusive. Those clauses are set out below: -

6.1 Subject to these conditions of sale, TS GLOBAL warrants that the Goods are free of defects both in material and workmanship and are of merchantable quality. The liability of TS GLOBAL pursuant to this warranty or any other warranty implied by operation of any statute including the Competition and Consumer Act 2010 (Cth) (as amended) shall be limited to the cost of replacing defective Goods, the cost of obtaining equivalent Goods, or the cost of repairing the Goods at TS GLOBAL’s discretion provided that in all such cases any costs of dismantling and reassembly shall be borne by the Customer.

6.2 The warranty set out at clause 6.1 is subject to the following:

- a) the warranty applies for a period of 12 months commencing on the date of invoice of the Goods;
- b) the warranty does not apply to consumable components that are subject to normal wear and tear;
- c) the Customer must provide TS GLOBAL with either an invoice number or purchase order number referencing the defective Goods;

- d) the defects to the Goods must have arisen solely from faulty materials or workmanship; and
- e) the damage to the Goods must not arise from:
 - i. incorrect installation of the Goods contrary to the instructions contained within TS Global's Installation and Operation Manuals;
 - ii. improper adjustment, calibration or operation by the Customer;
 - iii. the use of accessories including consumables, hardware, or software which were not manufactured by or approved in writing by TS GLOBAL
 - iv. any contamination or leakages caused or induced by the Customer
 - v. any modifications of the Goods which was not authorised in writing by TS GLOBAL;
 - vi. any misuse of the Goods by the Customer;
 - vii. any use or operation of the Goods outside of the physical, electrical or environmental specifications of the Goods;
 - viii. inadequate or incorrect site preparation;
 - ix. inadequate or improper maintenance of the Goods; or
 - x. incorrect handling of the Goods.

6.3 If the Goods are not manufactured by TS GLOBAL the guarantee of the manufacturer of those Goods is accepted by the Customer and is the only guarantee given to the Customer in respect of the Goods. TS GLOBAL agrees to assign to the Customer on request made by the Customer the benefit of any warranty or entitlement to the Goods that the manufacturer has granted to TS GLOBAL under any contract or by implication or operation of law to the extent that the benefit of any warranty or entitlement is assignable.

6.4 Except as provided in these conditions, all express and implied warranties, guarantees and conditions under statute or general law as to merchantability, description, quality, suitability, or fitness of the Goods for any purpose or as to design, assembly, installation, materials, or workmanship or otherwise are expressly excluded. TS GLOBAL is not liable for physical or financial injury, loss, or damage or for consequential loss or damage of any kind arising out of the supply, layout, assembly, installation, or operation of the Goods or arising out of TS GLOBAL's negligence or in any way.

6.5 Nothing in these conditions shall be read or applied so as to exclude, restrict or modify or have the effect of excluding, restricting or modifying any condition, warranty, guarantee, right or remedy implied by law (including the Competition and Consumer Act 2010) and which by law cannot be excluded, restricted or modified.

This Warranty Statement must be read in conjunction with TS Global's Terms and Conditions of Sale which can be located on our website www.tsglobal.net.au

Section 2 – Safety Considerations, Precautions and Correct Storage

Before installing, operating, inspecting, or maintaining this product, it is important to follow and understand all relevant site and statutory regulations. Please review the following safety information.



All statutory and site regulations must be followed before undertaking the following activities. Failure to follow site safety procedures exposes workers to uncontrolled hazards which can result in serious injury or in extreme cases, fatality.

Personal Protective Equipment (PPE) must be worn to control the foreseeable hazards associated with conveyor belts. Confined space, tensioning devices and heavy components create a worksite that may expose a worker to harm. Mechanical devices such as cranes or chain blocks can reduce exposure to harm.

Once hazards have been identified, the installer should undertake written Job Hazard Analysis according to site requirements. The installer must identify all hazards and apply appropriate controls before proceeding with the installation or servicing of this equipment.

There are installation, maintenance and operational activities involving both isolated and operating conveyors. Each has a safety protocol, and it is your responsibility to be familiar with the site's requirements.

Operating Conveyors

There are two routine tasks that should be performed while the conveyor is running:

- Inspecting the performance and operation of the product.
- Dynamic troubleshooting.

Isolated Conveyors

The following activities are performed on isolated conveyors:

- Installation
- Parts replacement
- Repair
- Cleaning

Correct Storage

Provided goods remain stored within boxes or on pallets wrapped with plastic, TS Global products can be stored outside in all weather conditions. If packaging is damaged or removed, TS Global recommends that the products be stored under cover and out of direct sunlight to minimise deterioration of any componentry.

Section 3 – Installation Instructions

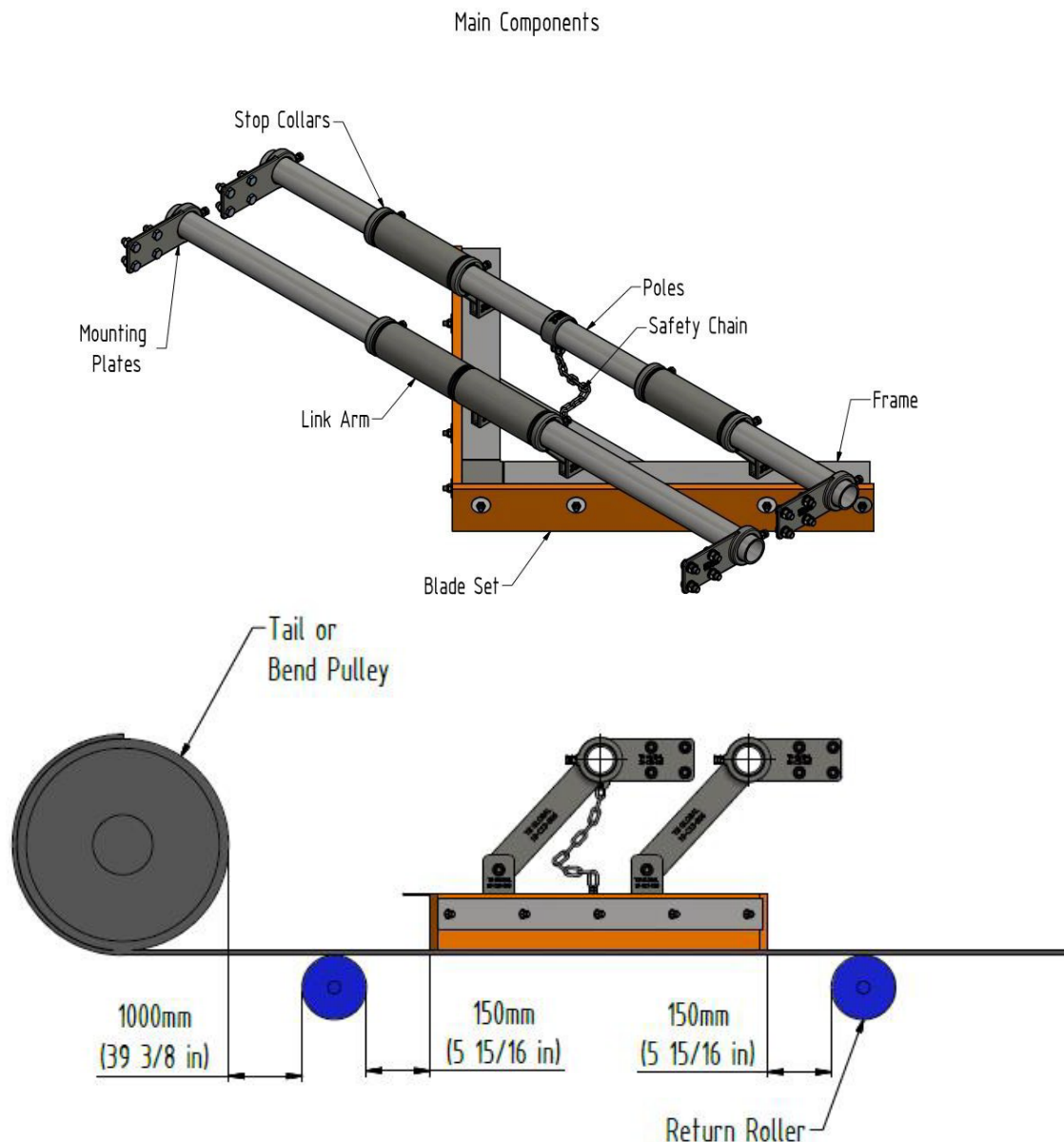
Checklist

- Check that the product size is correct for the conveyor to be installed on.
- Check the product and make sure all the parts have been supplied.
- Review the “Tools Needed” listed on page 8 of the Installation instructions.
- Check the installation location: will the cleaner fit inside chute.

Before you begin:

- Familiarise yourself with the main components of this product (Fig. 1a).
- Determine the install location and check for clearances (Fig. 1b).
- Follow all safety precautions and site hot work procedures (as required).
- Protect all fastener threads and the belt from weld spatter.

Note: TS Global belt cleaners have been designed to be flexible in installation. In the event that conveyor head chute or structure needs to be modified, seek engineering approval from your site contact, prior to undertaking modification.



Section 4 – Pre-Operation Checklist and Testing

Pre-Operation Checklist

- Recheck that all fasteners are tightened properly.
- Check tips are in full contact area on the belt.
- Check positioning of cleaner pole.
- Be sure that all installation materials and tools have been removed from the belt and the conveyor area.

Test Run the Conveyor

- Remove isolation.
- Run the conveyor for at least 15 minutes and inspect the product performance.
- Check all components for proper positioning and tensioning.
- Check cleaner pole for excessive vibration or material passing tips.
- Adjust as necessary. In some case this may require isolation of the conveyor.

NOTE: Observing the product when it is running and performing properly will help to detect problems. If vibration occurs or material passing tips refer to section 6.

Section 5 – Maintenance

TS Global products are designed to operate with a minimum maintenance, however, to maintain superior performance some service is required. When the product is installed, a regular maintenance program should be established. This program will ensure that the product operates at optimal efficiency and problems can be identified and rectified before reduction in performance occurs.

Routine Visual Inspection (Recommended every 4 weeks)

A visual inspection of the cleaner and belt can determine:

- If cleaner tips are in full contact with belt.
- If the belt looks clean and cleaner has the correct tension.
- If the tips or cushions are worn out and need to be replaced.
- If there is damage to other cleaner components.
- If excess material is built up on the cleaner.
- If there is cover damage to the belt.
- If there is vibration of the cleaner.

If any of the above conditions exist, a determination should be made on when the conveyor can be stopped for maintenance.

Routine Physical Inspection (Recommended every 3 months)

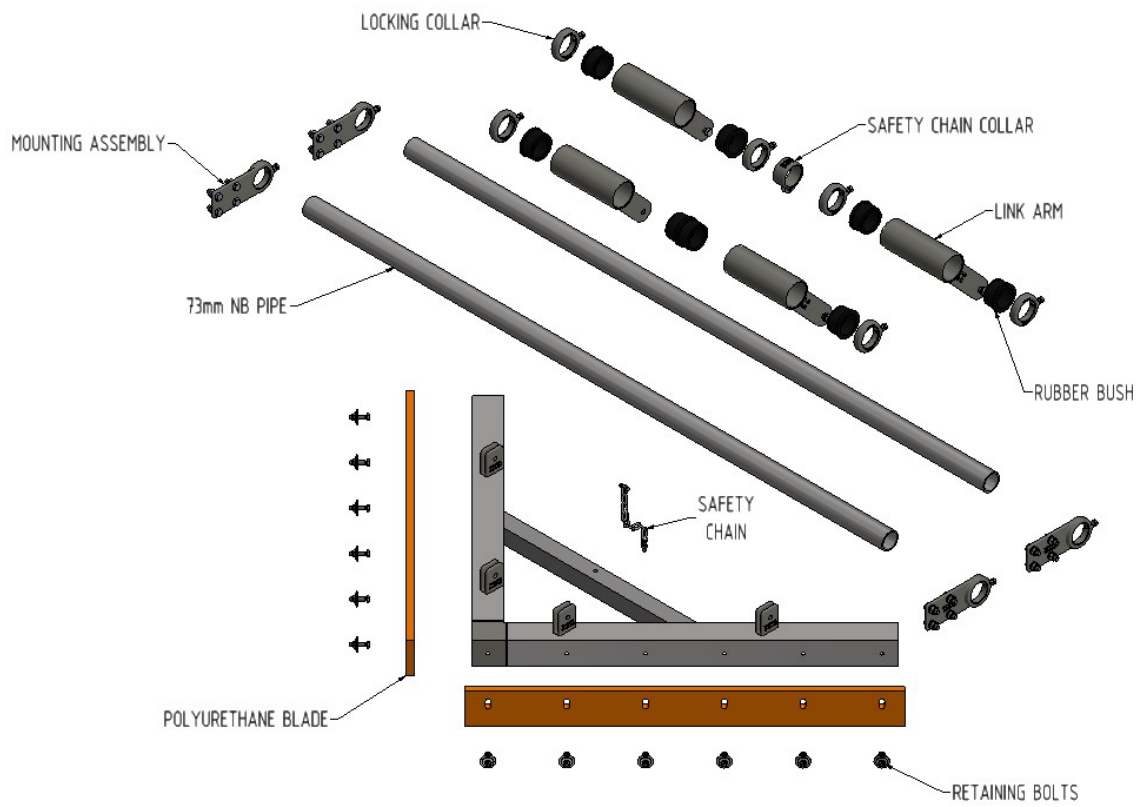
When the conveyor is not in operation and isolated, undertake a physical inspection of the product to perform the following tasks:

- Clean material build-up off cleaner.
- Closely inspect the tips and cushions for wear and any damage and replace if needed.
- Ensure full contact of tips across belt.
- Inspect all fasteners for tightness and wear. Tighten or replace as needed.
- Replace any worn or damaged components.
- Ensure cleaner has correct tension.
- When maintenance tasks are completed, test run the conveyor to ensure the cleaner is performing correctly.

Section 6 – Troubleshooting

Problem	Possible cause	Possible solution
Vibration	Cleaner mounting bolts loose	Ensure all locking nuts are tight
	Cleaner not set up correctly	Ensure cleaner set up properly (check tip angle with gauge)
	Belt flap	Install pressure or stabilising rollers
	Pole flex	Reinforced or extreme pole may be need
	Cleaner over tensioned	Ensure cleaner is correctly tensioned
	Cleaner under tensioned	Ensure cleaner is correctly tensioned
	Belt speed	Standard 55 duro cushions to be used belt speeds of up to 4.5m/s (886 ft/min) Belt speeds above 4.5m/s (886 ft/min) 70 duro cushions to be used.
Material build up on cleaner	Cleaner not set up correctly	Ensure cleaner is set up properly (check tip angle with gauge)
	Build up in chute	Ensure cleaner is not located too close to back of chute, allowing build up
	Cleaner being overburdened	Install additional TS Global secondary cleaners
	Excessive sticky material	Frequently clean unit of build-up. Introduce Spray Bar and Water Control Manifold
Damaged belt cover	Cleaner over-tensioned	Check cleaner is correctly tensioned
	Cleaner tip damaged	Check tips for wear, damage and chips, replace where necessary
	Attack angle not correct	Ensure cleaner set up properly (check tip attack angle with gauge)
	Material built up in chute	Frequently clean unit of build up
Cleaner not conforming to belt	Cleaner not set up correctly	Ensure cleaner set up properly (check tip attack angle with gauge)
	Wear profile in belt cover	Set up cushions and tips to wear profile
	Belt flap	Install stabilising rollers
Material passing cleaner	Cleaner not set up correctly	Ensure cleaner set up properly (check tip angle with gauge)
	Cleaner tension too low	Ensure cleaner is correctly tensioned
	Cleaner tips worn or damaged	Check blades/tips for wear, damage, and chips, replace where necessary
	Cleaner being overburdened	Install additional secondary cleaner
	Cleaner cannot conform	Install pressure or stabilising rollers
	Wear profile in belt cover	Set up cushions and tips to wear profile
Missing material in belt centre only	Wear profile in belt cover	Set up cushions and tips to wear profile
	Cleaner tips worn/damaged	Check tips for wear, damage, and chips, replace where necessary
Missing material on outer edges only	Wear profile in belt cover	Set up cushions and tips to wear profile
	Cleaner tips worn/damaged	Check tips for wear, damage, and chips, replace where necessary

Section 7 – Replacement Parts





TSGlobal

Conveyor & Polyurethane Specialists

DISTRIBUTED BY

PHONE 1300 418 298 • **EMAIL** sales@tsglobal.net.au • **WEB** www.tsglobal.net.au
WELSHPOOL WA • **TOMAGO NSW** • **EMERALD QLD**
ABN 30 603 644 748

