

Conveyor Ploughs



TSGlobal®
Conveyor & Polyurethane Specialists

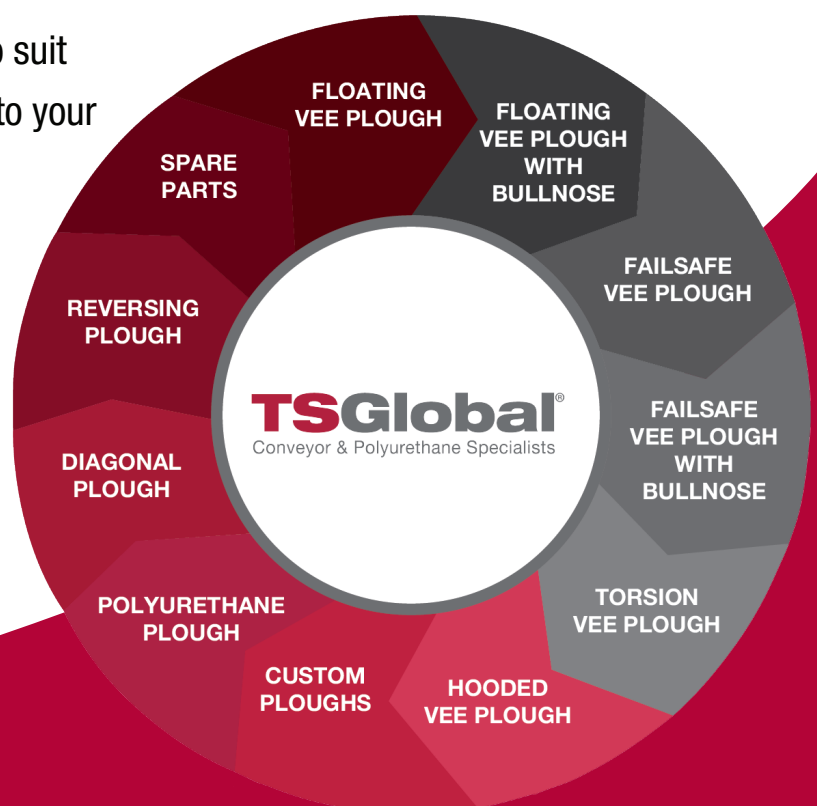


TSGlobal®
Conveyor & Polyurethane Specialists

With more than two decades of experience, TS Global is a proudly Australian-owned company that specialises in producing a diverse array of premium-grade conveyor accessories and polyurethane components. We boast an exceptional team of engineers and manufacturers who possess the skills and expertise to create cutting-edge solutions that can withstand even the most challenging conditions.

TS Global has developed a diverse and market leading range of belt ploughs to suit all applications and provide protection to your conveyor system.

-  **Australian Owned**
-  **Proven Performance**
-  **Quality Product**
-  **Flexibility in Design**
-  **On-time Delivery**






WHY

Conveyor belt ploughs are a critical component on every conveyor system. A belt plough provides protection to capital items within your conveyor system such as pulleys and conveyor belt.

WHERE

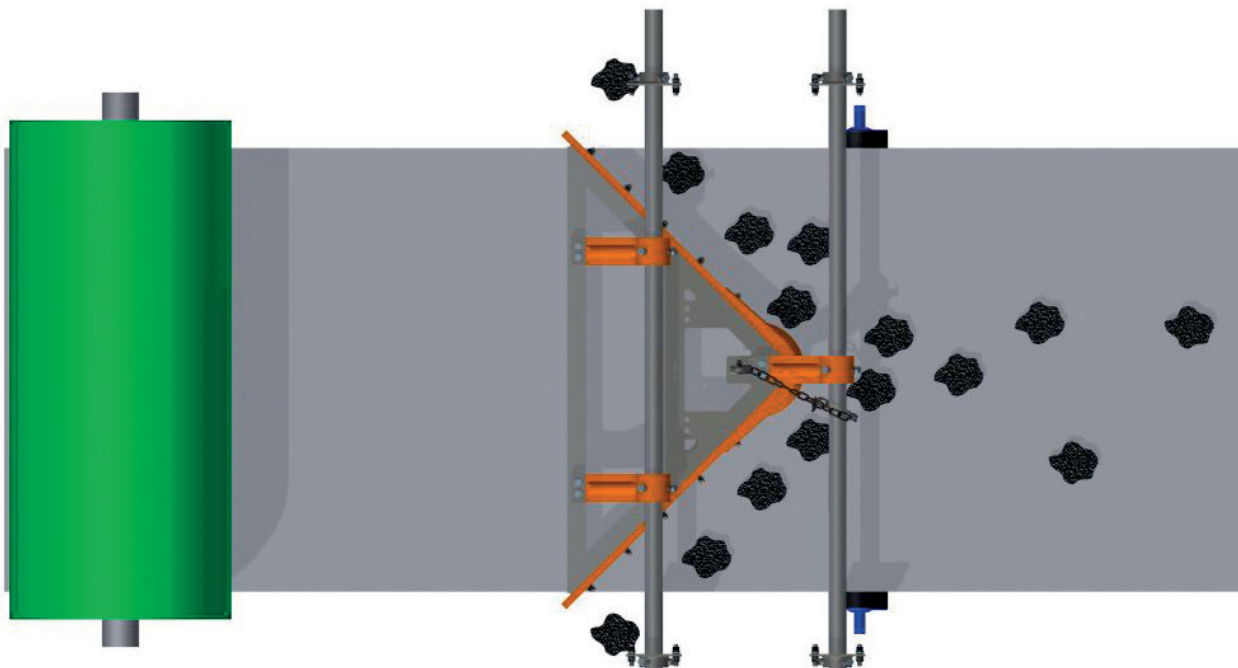
It is industry standard to install conveyor belt ploughs prior to tail, take-up, or drive pulleys. Ploughs are traditionally installed approximately two rollers prior to the pulley and between two flat return rollers, ensuring the plough is flat and stable on the belt, performing at its optimum level.



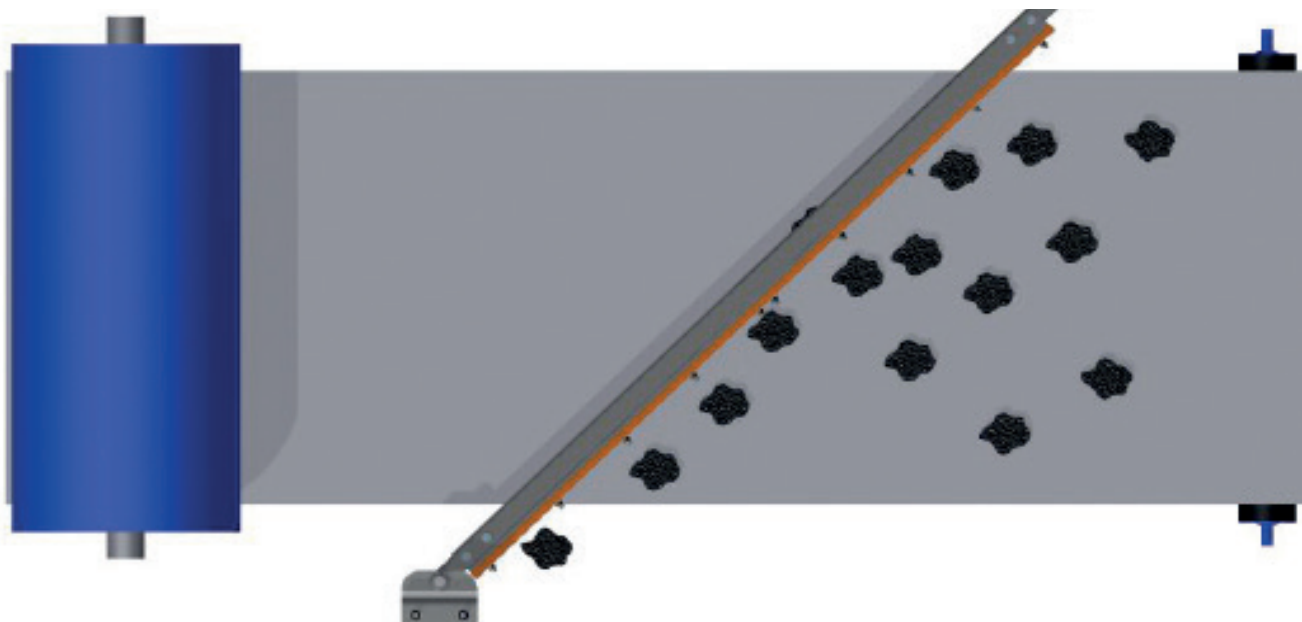
HOW

The belt plough removes any rogue product sitting on the return side of the conveyor belt. If this residual product is not removed there is an increased risk of damage to the conveyor belt and pulley lagging. Potential also exists for build-up to occur on the pulley which can create tracking issues, increasing the risk of damage to the conveyor belt.

Pictorial View - Vee Plough



Pictorial View - Diagonal/Reversing Plough



VEE PLOUGHS


Our range of Vee ploughs are designed to be used on single direction conveyor belts and are available in either floating or torsion models. The vee design diverts all rogue material on the return side of the conveyor belt to both sides of the conveyor.

The floating plough sits on the return side of the belt prior to the pulley and is automatically adjusted to the belt via gravity. This plough is manufactured with features such as a safety turnbuckle and polyurethane bushes within link arms to prevent vibration. Our ploughs are manufactured from stainless steel and are available with single or dual poles.

Torsion ploughs are located in the same position as the floating plough, however the design of the torsion plough allows a light tension to be applied to the belt ensuring constant contact is maintained with the conveyor belt. This plough comes with features such as safety chain, dual pole and two-piece body for ease of installation.


** Both the floating and torsion plough are available in standard or heavy duty construction.*

Floating Vee Plough



- Removes material to both sides of conveyor
- Easy install, maintain and self adjusting
- Turnbuckle provides adjustment
- Link arm bushes fitted to reduce vibration
- Only used on single directional conveyors

Floating Failsafe Vee Plough




- Removes material to both sides of conveyor
- Easy install, maintain and self adjusting
- Link arm bushes fitted to reduce vibration
- Dual pole prevents plough from flipping over
- Only used on single directional conveyors
- Available in hooded configuration

Floating Bullnose Vee Plough




- Removes material to both sides of conveyor
- Easy install, maintain and self adjusting
- Turnbuckle provides adjustment
- Link arm bushes fitted to reduce vibration
- Bullnose eliminates wear point at nose of plough
- Only used on single directional conveyors

Floating Failsafe Bullnose Vee Plough



- Removes material to both sides of conveyor
- Easy install, maintain and self adjusting
- Link arm bushes fitted to reduce vibration
- Dual pole prevents plough from flipping over
- Bullnose eliminates wear point at nose of plough
- Only used on single directional conveyors
- Available in hooded configuration

Torsion Vee Plough

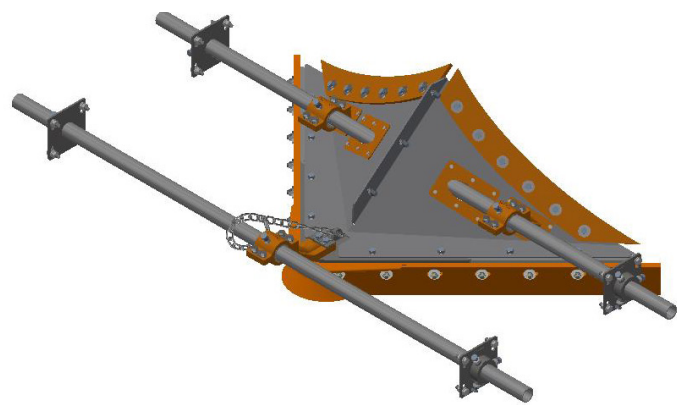


- Removes material to both sides of conveyor
- Applies light tension to maintain constant pressure
- Easy install, maintain and self adjusting
- Bullnose eliminates wear point at nose of plough
- Only used on single directional conveyors
- Available in hooded configuration

HOODED VEE PLOUGH OPTION

Hooded ploughs are designed to be used as an upgrade on any of our traditional vee ploughs. The main advantage is the added protection the hood provides to safeguard your conveyor pulley.

Hooded Vee Plough



- Removes material to both sides of conveyor
- Easy install, maintain and self adjusting
- Available in floating or torsion vee ploughs
- Only used on single directional conveyors

POLYURETHANE BLADE OPTIONS


All TS Global ploughs are available with blades in the following grades:

Polyurethane Grades	Colour	Application
Standard	Orange	All non-FRAS applications
Fire Resistant Anti-Static (FRAS)	Black	Underground mines and tunnels
Low Friction	Green	Extreme applications

DIAGONAL PLOUGHS

Diagonal ploughs designed for use on single direction conveyors as per the Vee ploughs. The Diagonal plough removes the rogue material on the return side of the belt to a single side of the conveyor. This can be very advantageous for cleaning and maintenance where access is poor to one side of the conveyor.

Diagonal Plough




- Removes material to one side of conveyor
- Available in floating or spring tension
- Easy install, maintain and self adjusting
- Only used on single directional conveyors
- Telescopic design to suit most stringer widths

REVERSING PLOUGHS

Reversing ploughs are designed for use on reversing conveyors and are positioned along the conveyor as per the Vee or Diagonal ploughs. As with the Diagonal plough, the rogue material on the return side of the belt is removed to a single side of the conveyor. This can be very advantageous for cleaning and maintenance where access is poor to one side of the conveyor.

Reversing Plough



- Removes material to one side of conveyor
- Available in floating or spring tension
- Easy install, maintain and self adjusting
- Only used on bi-directional conveyors
- Telescopic design to suit most stringer widths

POLYURETHANE BLADE OPTIONS

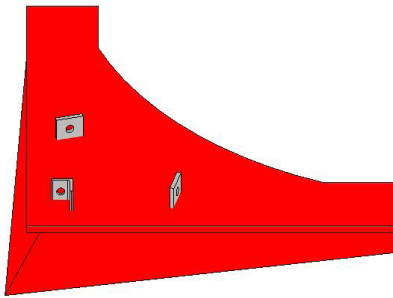
All TS Global ploughs are available with blades in the following grades:

Polyurethane Grades	Colour	Application
Standard	Orange	All non-FRAS applications
Fire Resistant Anti-Static (FRAS)	Black	Underground mines and tunnels
Low Friction	Green	Extreme applications

POLYURETHANE PLOUGHS


Polyurethane (FRAS) ploughs are designed to be used on underground conveyors. The main advantage is the ease of installation on floor or roof mounted structure.

Polyurethane Vee Plough



- Removes material to both sides of conveyor
- Easy install, maintain and self adjusting
- Only used on single directional conveyors
- Extended wear life

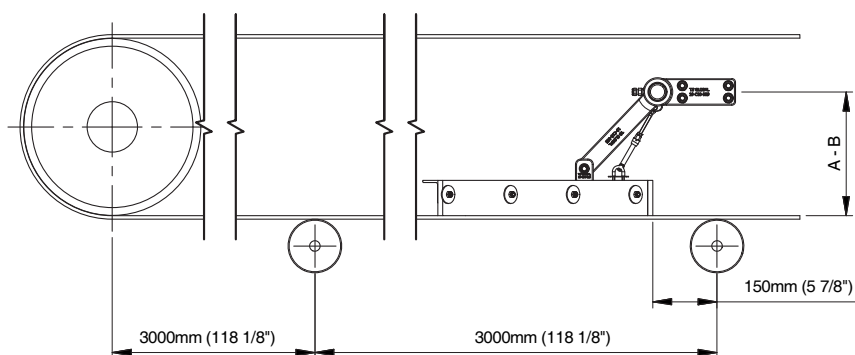
Polyurethane Diagonal Plough



- Removes material to one side of conveyor
- Easy install, maintain and self adjusting
- Only used on single directional conveyors
- Extended wear life

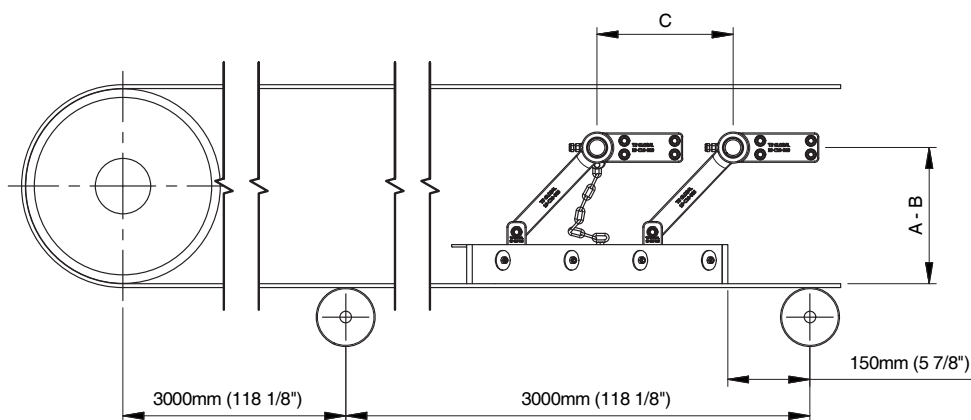
Installation

FLOATING PLOUGH INSTALLATION GUIDE



Type	Dim. A mm (inches)	Dim. B mm (inches)
Floating - Standard Duty (single pole only)	200 (7 7/8)	350 (13 3/4)
Floating - Heavy Duty (single pole only)	250 (9 13/16)	450 (17 11/16)
Floating Failsafe - Standard Duty (dual pole)	200 (7 7/8)	350 (13 3/4)
Floating Failsafe - Heavy Duty (dual pole)	250 (9 13/16)	450 (17 11/16)

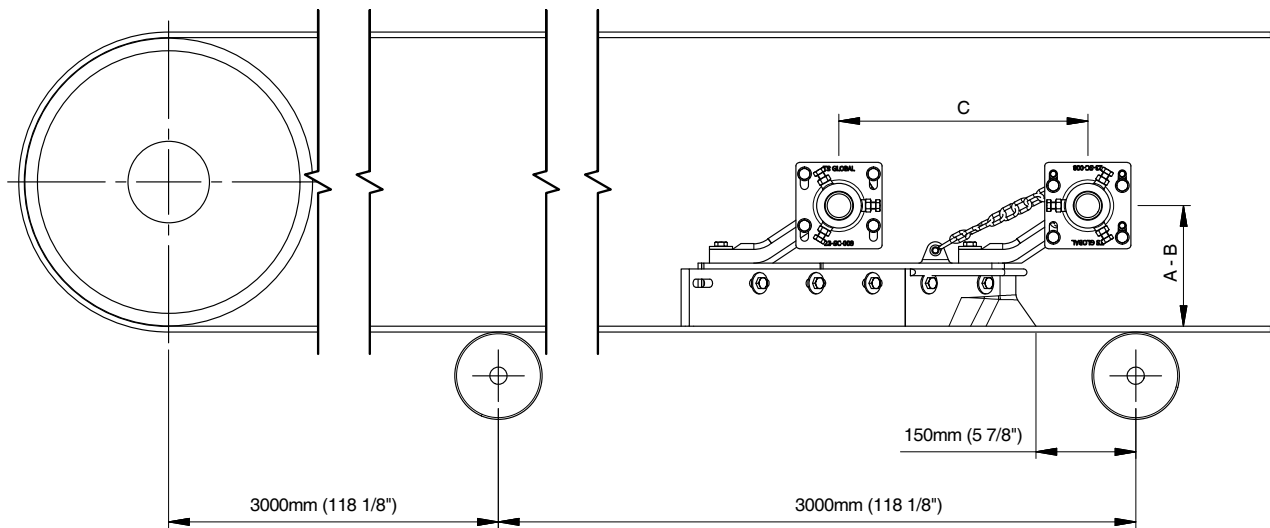
FLOATING FAILSAFE PLOUGH INSTALLATION GUIDE



Type	Dim. A mm (inches)	Dim. B mm (inches)	Dim. C mm (inches)												
			600 (24)	750 (30)	900 (36)	1050 (42)	1200 (48)	1400 (56)	1500 (60)	1600 (64)	1800 (70)	2000 (80)	2200 (86)	2400 (94)	2500 (98)
Floating Failsafe - Standard Duty (dual pole)	200 (7 7/8)	350 (13 3/4)			300 (11 13/16)	300 (11 13/16)	350 (13 3/4)	450 (17 11/16)	500 (19 11/16)	550 (21 5/8)	600 (23 5/8)				
Floating Failsafe - Heavy Duty (dual pole)	250 (9 13/16)	450 (17 11/16)					350 (13 3/4)	450 (17 11/16)	500 (19 11/16)	550 (21 5/8)	600 (23 5/8)	650 (25 9/16)	650 (25 9/16)	750 (29 1/2)	750 (29 1/2)
Floating Bullnose Failsafe - Standard Duty (dual pole)	200 (7 7/8)	350 (13 3/4)			300 (11 13/16)	300 (11 13/16)	350 (13 3/4)	450 (17 11/16)	500 (19 11/16)	550 (21 5/8)	600 (23 5/8)				
Floating Bullnose Failsafe - Heavy Duty (dual pole)	250 (9 13/16)	450 (17 11/16)					350 (13 3/4)	450 (17 11/16)	500 (19 11/16)	550 (21 5/8)	600 (23 5/8)	650 (25 9/16)	650 (25 9/16)	750 (29 1/2)	750 (29 1/2)

Not applicable.

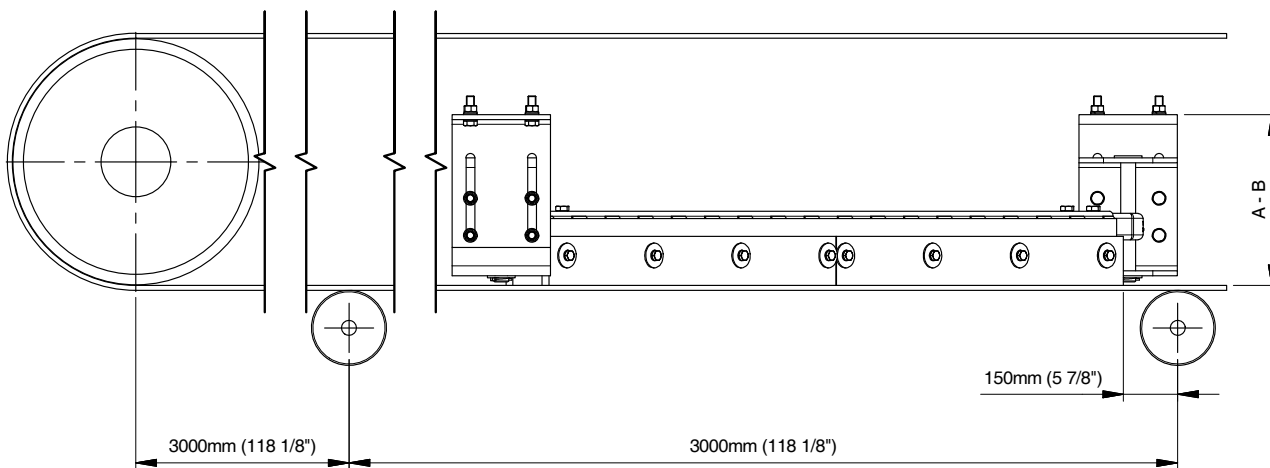
TORSION PLOUGH INSTALLATION GUIDE



Type	Dim. A mm (inches)	Dim. B mm (inches)	Dim. C mm (inches)												
			600 (24)	750 (30)	900 (36)	1050 (42)	1200 (48)	1400 (56)	1500 (60)	1600 (64)	1800 (70)	2000 (80)	2200 (86)	2400 (94)	2500 (98)
Torsion - Standard Duty (dual pole)	205 (8 1/16)	215 (8 7/16)	202 (7 15/16)	277 (10 7/8)	381 (15)	433 (17 1/16)	497 (19 9/16)	591 (23 1/4)	685 (25 15/16)	685 (25 15/16)	784 (30 7/8)	883 (34 3/4)	982 (38 11/16)		
Torsion - Heavy Duty (dual pole)	320 (12 5/8)	330 (13)			277 (10 7/8)	352 (13 7/8)	427 (16 13/16)	502 (19 3/4)	577 (22 11/16)	627 (24 11/16)	727 (28 5/8)	827 (32 5/8)	927 (36 1/2)	1027 (40 7/16)	1077 (42 3/8)

Not applicable.

DIAGONAL/REVERSING PLOUGHS INSTALLATION GUIDE



Type	Dim. A mm (inches)	Dim. B mm (inches)
Diagonal Plough	215 (8)	328 (13)
Reversing Plough	215 (8)	328 (13)



TSGlobal®

Conveyor & Polyurethane Specialists

AS/NZS ISO 9001
AS/NZS ISO 45001

BUREAU VERITAS
Certification



APM
Poly Products

MCE
Conveyor Pulleys & Equipment

-Redi
REPAIR

TSG
Site Services

RKM
INTERNATIONAL ROLLER COMPANY



PHONE 1300 418 298 • **EMAIL** sales@tsglobal.net.au • **WEB** www.tsglobal.net.au
WELSHPOOL WA • **TOMAGO NSW** • **EMERALD QLD** • **MACKAY QLD**

ABN 30 603 644 748

